


THINGS TO KNOW

- This programme follows the CAPS document for Grade R and meets ALL the requirements.
- School term lengths differ from year to year, so we are taking a middle ground and have 10 topics in the 1st and 2nd term, 9 in the 3rd term and 7 in the 4th term. The topics will basically be according to those in the CAPS document and therefore the same as our previous CAPS programme. We do include a few extra topics too.

BUT

- This is a very different programme with a very large percentage of new material. The material for the children is in a different format and for the teachers there are four comprehensive guidebooks and free online resources.
- The programme has been developed in consultation with Grade R teachers and we are confident you will love it! Especially our assessment tools!
 - The programme will be available 'term by term' or as a 'package deal.'
- The addition of colour and a wealth of activities PLUS our high quality standards make this an excellent choice and value for money!

WHAT DO WE GET
FOR THE CHILDREN IN THE SUMMER TERM?



A folder containing:

- A4 bound book of Language activity sheets (50).
- A4 bound book of Mathematics activity sheets (50).
- A4 tear-off cut out pad, with black and white AND colour pages. This pad also has the individual rubrics (for observation and assessment) to tear off and file.
 - A2 poster for revision and assessment.
- A7 colour language cards. **Set of 12** (see the information brochure about the cards).
 - A6 colour mathematics cards. **Set of 6** (again see the information brochure).
 - An end-of-term report.

The contents of the folders are slightly different each term. This is a summary.

**WHAT DO WE GET
FOR THE CHILDREN IN THE AUTUMN TERM?**

A folder containing:

- A4 bound book of Language activity sheets (50).
- A4 bound book of Mathematics activity sheets (50).
- A4 tear-off cut out pad, with black and white AND colour pages. This pad also has the individual rubrics (for observation and assessment) to tear off and file.
 - A2 poster for revision and assessment.
- A7 colour language cards. **Set of 12** (see the information brochure about the cards).
 - A6 colour mathematics cards. **Set of 5** (again see the information brochure).
 - An end-of-term report.

**WHAT DO WE GET
FOR THE CHILDREN IN THE WINTER TERM?**

A folder containing:

- A4 bound book of Language activity sheets (45).
- A4 bound book of Mathematics activity sheets (45).
- A4 tear-off cut out pad, with black and white AND colour pages. This pad also has the individual rubrics (for observation and assessment) to tear off and file.
 - A2 poster for revision and assessment.
- A7 colour language cards. **Set of 12** (see the information brochure about the cards).
 - An end-of-term report.


**WHAT DO WE GET
FOR THE CHILDREN IN THE SPRING TERM?**

A folder containing:

- A4 bound book of Language activity sheets (35).
- A4 bound book of Mathematics activity sheets (35).
- A4 tear-off cut out pad, with black and white AND colour pages. This pad also has the individual rubrics (for observation and assessment) to tear off and file.
 - A2 poster for revision and assessment.
 - An end-of-term report.
- A5 Yearbook, black and white inside with a colour cover. A fun keepsake to be given with the certificate.
 - A colour end-of-year certificate.



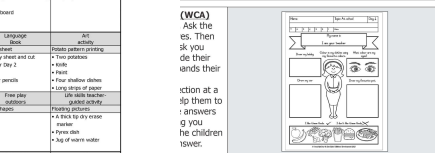
**WHAT DO WE GET
FOR THE TEACHER EACH TERM?**



DAILY PLAN AT SCHOOL DAY 4	
Greeting ring (WCA) Day, Month, Season, Weather, Birthdays, News and Register. Focus letter: l, b. Focus number: 2. Focus sight words: am.	

Topic discussion (WCA)
All about my teacher. Tell the children about yourself. Where you grew up, went to school, did you pets, hobbies and interests. You can bring along some photos or a show the children if you wish.

ic-based routines (WCA)
Screen the shape of different letters and words.



(WCA)
Ask the es, then sk you de their and's their iction at a ip them to givers to y the children 'twer.



By Day Early Childhood Development 2023

Free play indoors (SGA)
School puzzles. Using the 'At school' pictures in the PDF on the CAPS Summer Home Page of the website, make 4, 5 and 8 piece puzzles. Paste the pictures down onto cardboard and cut them into pieces to make puzzles for the children to build.
Drawing task: When 1 grow up... Using chalk on the ground outside, have the children draw a picture of what they would like to be when they grow up.

Mathematics teacher-guided activity (SGA)
Mathematics cards. Give each child their mathematics cards and 5 counters. Ask them to count out 2 onto the number 2 card and 3 onto the number 3 card. Which card has more? Which has less? Repeat with a few different combinations reinforcing the use of the words more, less, many, few. Now count out 2 counters onto 2 number 2 cards. This is called equal amounts or the same.
Mathematics Book Day 4. Cut out the pictures of the children and Lego blocks from the cutting page. Sort them by whether there are many or few items in the picture. Paste the pictures down in the correct column. Colour in the many and few crayons.



Toilet routine

Refreshments
Free play outdoors (SGA)
Balancing. Put a variety of objects out on the playground that the children can use to balance on. For example: beams, row of bricks, a log from a tree, a row of chairs, a thick rope, a wavy or zig zag line drawn with chalk or a pool noodle.

Toilet routine

Life skills teacher-guided activity (WCA)
Red light, green light. One child is the robot and stands on one side of the playground and the rest of the children stand on the opposite side. The child that is the robot, turns their back and says "green light." Everyone runs to try and reach the robot first. When the robot turns around and says, "red light" everyone has to freeze and not move at all. If anyone moves after "red light" is called, they must go back to the start line. The robot switches between green light and red light until they are touched. The first person to touch the robot becomes the next robot.

Story suggestion (WCA)
'How to get your teacher ready' Written by Jean Reagan. Illustrated by Lee Wildish. There is a link to a video of this story on our website.

Quiet time and Departure



A guidebook containing:

- A planning and preparation table for each topic.
- 5 full daily lesson plans for each topic.
- A comprehensive check list of the CAPS requirements for each term. (Also available on the website.)

For each guidebook there is a 'Home Page' on the website with:

- All the games, playdough mats and stencils mentioned in the lesson plans, ready to download and print.
- Illustrated art activities.
- CLASS rubrics for observation and assessment. Download and print if you want to use these. Go to our brochure or the website to find out more about our assessment tools.
- PLUS the end-of-term report in Excel if you prefer to use that.
- Photo gallery for each topic.
- Links to songs and stories for each topic.

For reference:

- A comprehensive check list of the CAPS requirements for each term.
- CAPS information on Language.
- CAPS information on Mathematics.
- CAPS information on Life Skills.